

Student Success Goal

By Smarter Balanced administration, student proficiency will increase ELA and Math by 5% points for 2024. All sub-populations will meet or exceed the student growth percentile target of 51% for English Language Arts (ELA) and 46% for Math. For 2024, this equates to an increase of 4% overall, 4% points for special education (IEP) students in ELA, and 5% points for English Learner students for ELA. For Math for 2024, this equates to an increase of 4% overall, 5% points for IEP students, 9% points for EL students and 4% points for students qualifying for free/reduced price lunch.

To support students to achieve this goal, we will:

1. Common assessments reviewed through collaborative team process.
2. Student work analysis reviewed through the collaborative team process.
3. iReady Diagnostic Assessments (Fall, Winter, Spring).

Student, Staff, and Family Partnerships Goal

By the end of 2023-2024 the school year, Clayton Middle School will have opportunities for students (monthly) families and community (quarterly) to participate meaningfully in our educational community in support of our educational and social-emotional goals.

To support students and families to achieve this goal, we will:

1. Post school calendar with meetings and events scheduled.
2. Review sign-in sheets for events and activities.

Resources for Parents and Families

Quick Tips for Parents and Families

Get involved! Contact Mrs. Ellison or Mrs. Hettinger for information about our Parent Club and volunteering with our school.

Stay connected! Let the front office know if your phone number, email, or home address has changed.

Know your child's teachers! We are here to support your child's learning journey.

Resource Links

Infinite Campus Parent Portal

See your child's grades, assignments, attendance information and important updates:

www.washoeschools.net/ICparent

Family Resource Centers

Basic needs assistance, resource referrals, and help with accessing services like SNAP:

www.washoeschools.net/FRC

Care Solace

Free and confidential help to access mental health care providers in your community:

www.washoeschools.net/Care



OUR WCS D PROMISE

We will know every student by **NAME, STRENGTH AND NEED** so they graduate prepared for the future they choose and we will deliver on this promise in partnership with our **FAMILIES and COMMUNITY.**

Our Student Demographics

100% Free or Reduced Lunch

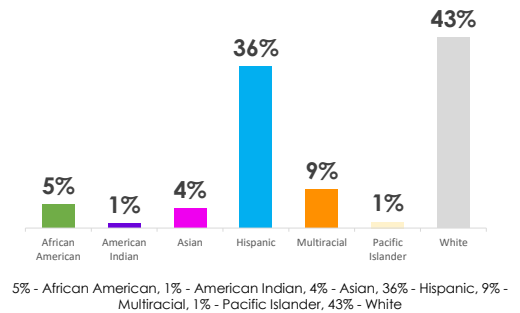
6% English Learners

17% Individualized Education Plans

1% Children in Transition

1% Foster

9% Gifted & Talented



Total Enrollment

723

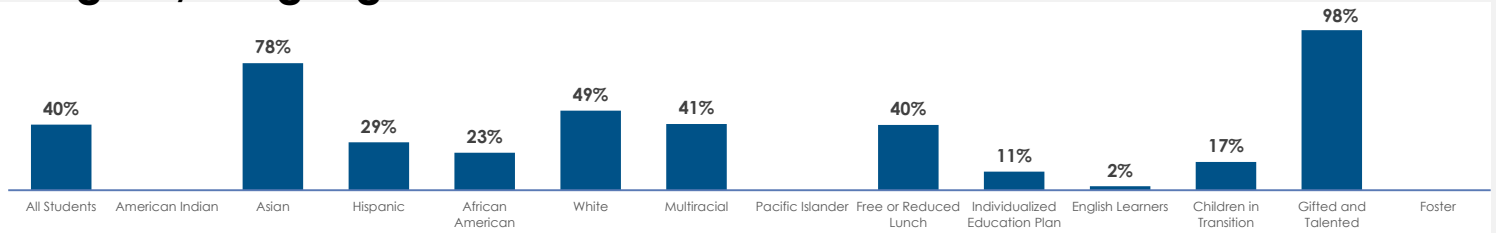


Smarter Balanced Assessment

Percent Achieving 'At or Above' Standard

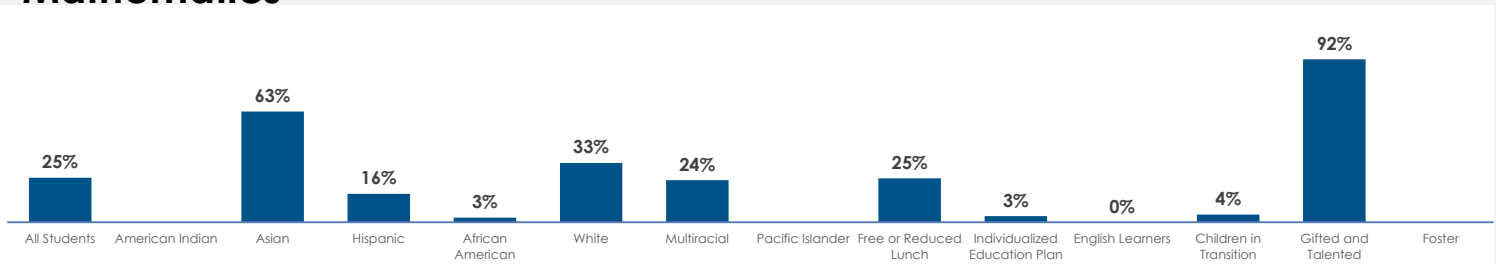


English / Language Arts



English / Language Arts: Percentage achieving "At or Above" standard (2022-2023): 40% - All Students, * - American Indian, 78% - Asian, 29% - Hispanic, 23% - African American, 49% - White, 41% - Multiracial, * - Pacific Islander, 40% - Free or Reduced Lunch, 11% - Individualized Education Plan, 2% - English Learners, 17% - Children in Transition, 98% - Gifted and Talented, * - Foster

Mathematics



Mathematics: Percentage achieving "At or Above" standard (2022-2023): 25% - All Students, * - American Indian, 63% - Asian, 16% - Hispanic, 3% - African American, 33% - White, 24% - Multiracial, * - Pacific Islander, 25% - Free or Reduced Lunch, 3% - Individualized Education Plan, 0% - English Learners, 4% - Children in Transition, 92% - Gifted and Talented, * - Foster



5th Grade Science Assessment

36%

Percentage of students achieving 'At or Above' Standard



Attendance

41%

Percentage of students missing 10% or more of school days

Scan to see more data!

